

# HOLIDAYS HOMEWORK (2023-24)




CLASS- U.K.G

Name:- \_\_\_\_\_

Roll No:- \_\_\_\_\_

Summer Break from

to





Hey! Holidays are fun !  
Despite the hot sun,  
We can still have a lot fun  
Summer is full of ice cream scoops.  
Whenever our spirit droops,  
Watermelons and jellies,  
To joyfully fill our bellies,  
In my head, I can hear a humming  
Soon, summer vacation is coming



Dear Parents,

Exciting time is here again ! Its time for summer vacation and fun filled activities.

Children are reservoirs of potential which needs to be tapped and channelized in diverse ways. We feel that it is very important to fire their imagination and foster an outlook that helps them explore, discover and rediscover. Children should be encouraged to develop intellectually and physically. Summer vacation is the best and fruitful time for learning and for nurturing creativity. It is the time when you can connect with your child in many ways. The holidays homework designed would not only enhance achievements of your children but also help to enhance family relationships. It would teach your child to work independently and would improve their basic academic skills such as reading , writing , spelling and would help them develop personal skills and time management. A few suggestions that you may keep in mind.

- \* Spend quality time with your children. Take them out for outings and have fun time together.
- \* Help your children to become independent by giving them responsibilities.
- \* Involve them in small household activities.
- \* Inculcate in them good manners, healthy habits and respect for elders.
- \* Converse with your children in English.
- \* Encourage your children to read books to enhance their language skills. Reading will also boost their interpretative skills and provide them valuable literary experience.
- \* Cultivate sportsmanship by encouraging your children to play various indoor and outdoor games. Remember that summer vacation is the time to relax and enjoy.



- \* Paste your photograph in the given frame and fill in the blanks.

1. My name is \_\_\_\_\_
2. I am \_\_\_\_\_ years old.
3. My birthday is on \_\_\_\_\_.
4. My favourite game is \_\_\_\_\_.
5. My favourite food is \_\_\_\_\_.
6. My favourite colour is \_\_\_\_\_.

- Imapplesdghbrinjalabbagrapesuvvsbanana  
turcabbageiincauliflowerolsmangoplillyfinger

Scanned with OKEN Scanner




Q2. Complete the following grid with the help of days of the week.

### DAYS OF THE WEEK

M		N		A	Y			
	U	E		D		Y		
W		D	N		S		A	
T		U		S			Y	
F		I						
	A		U		D		Y	
	U			A				

\* चित्रित चित्रों को पहचानकर उनके नाम उनकी उचित श्रेणी के अंतर्गत लिखो।



आ-उ की मात्रा वाले शब्द

इ-ई की मात्रा वाले शब्द

---



---



---



---



---



---



---



---





Learn the following phonic sounds daily to improve the pronunciation of words

-a says	ए, ऐ, आ	-q ays	क
-b says	ब	-r says	र
-c says	क	-s says	स
-d says	ड	-t says	ट
-e says	ऐ, ई, ई	-u says	अ
-f says	फ	-v says	व
-g says	ग	-w says	का
-h says	ह	-x says	एक्स
-i says	इ	-y says	य
-j says	ज	-z says	ज
-k says	क	-ch says	च
-l says	ल	-th says	थ, द
-m says	म	-wh says	व
-n says	न	-sh says	श
-o says	ओ	-ss says	स
-p says	प	-ck says	क



Find the names of Nine fruits and vegetables hidden in this puzzle, with the help of picture clues. Draw a ring around each name as you find it.



D	A	P	P	L	E	P	D	C	Z	Y
P	L	E	E	M	N	S	A	U	X	T
P	E	A	A	W	L	A	M	C	P	Q
O	T	O	R	A	N	G	E	U	R	T
T	O	B	A	N	A	N	A	M	S	S
A	M	H	S	G	J	Y	M	B	B	C
T	A	C	A	R	R	O	T	E	Q	R
O	T	N	R	O	I	L	I	R	X	Y
E	O	R	A	D	I	S	H	K	Z	W
S	H	G	R	A	P	E	S	B	O	R
Q	P	T	I	X	Y	Z	Q	P	P	Z

\* Guess the correct word

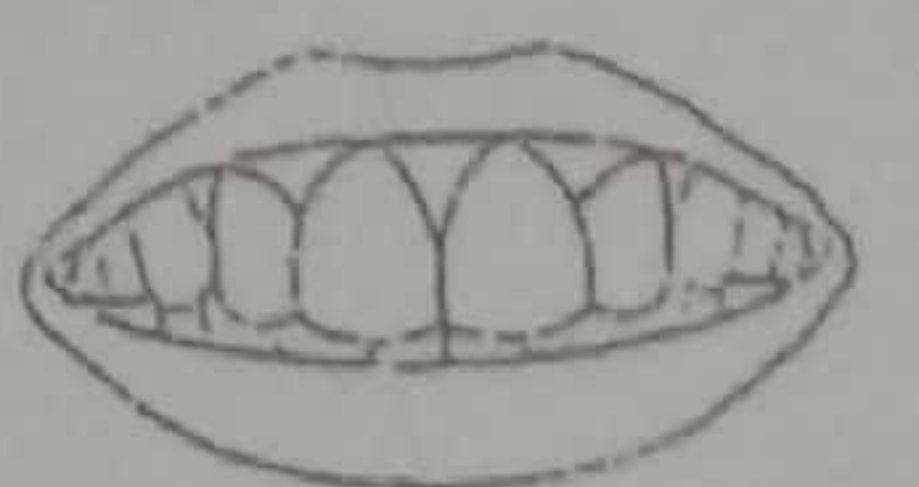
i.



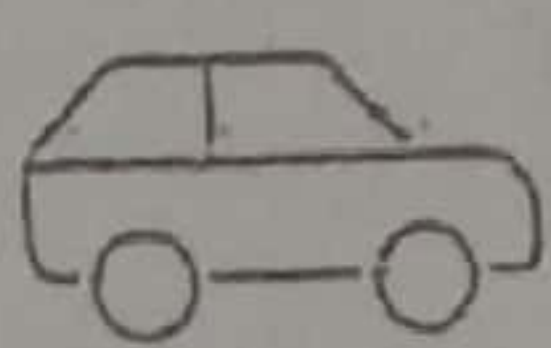
- r + th

=

--	--	--	--	--



ii.



+





- ap =

--	--	--	--







iii.  - o +  = 



--	--	--	--	--	--



iv.  - at + en = 


--	--	--



v.  +  - m = 


--	--	--	--	--	--	--	--



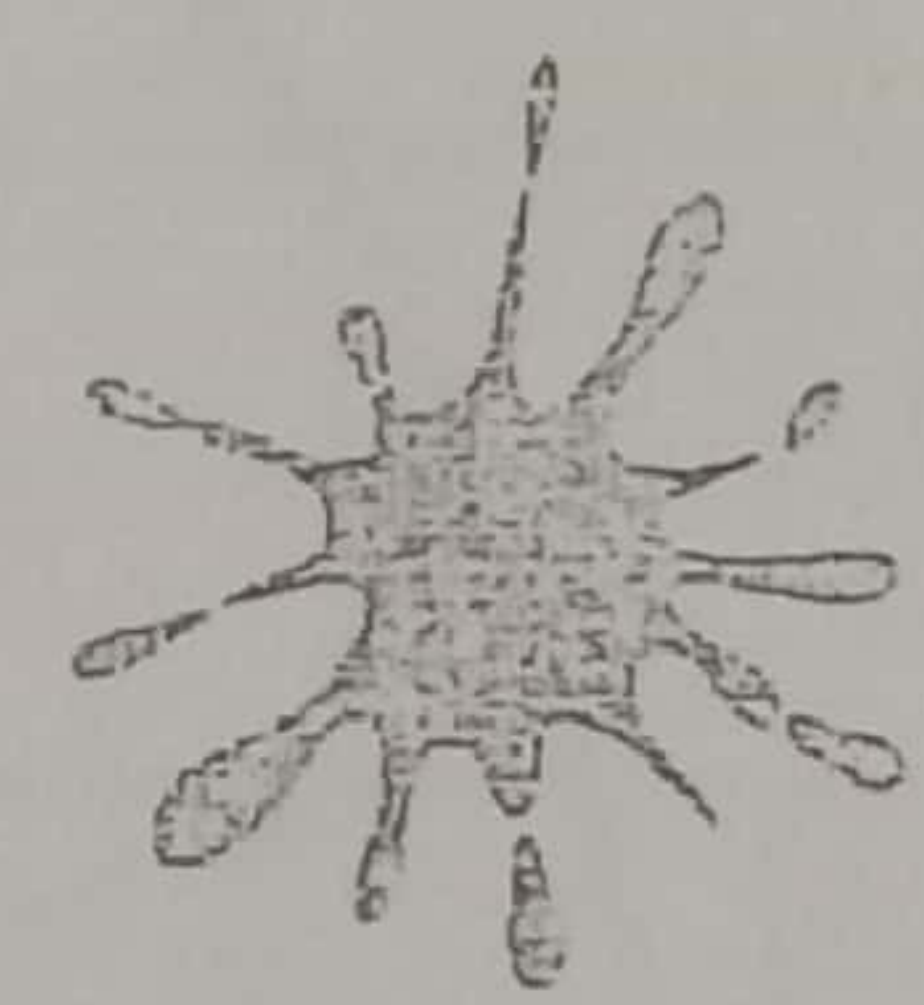
vi.  - sn + c = 


--	--	--	--



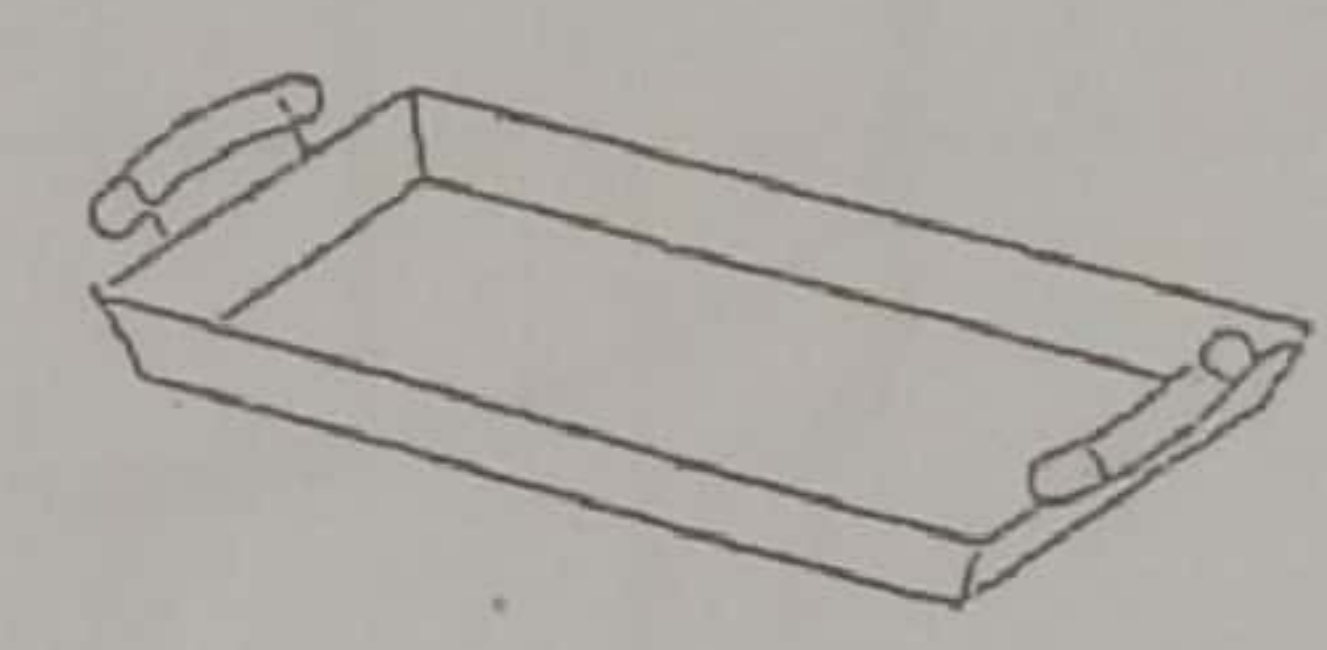
vii.  - os + d = 

--	--	--




viii.  - iger + ray = 

--	--	--	--

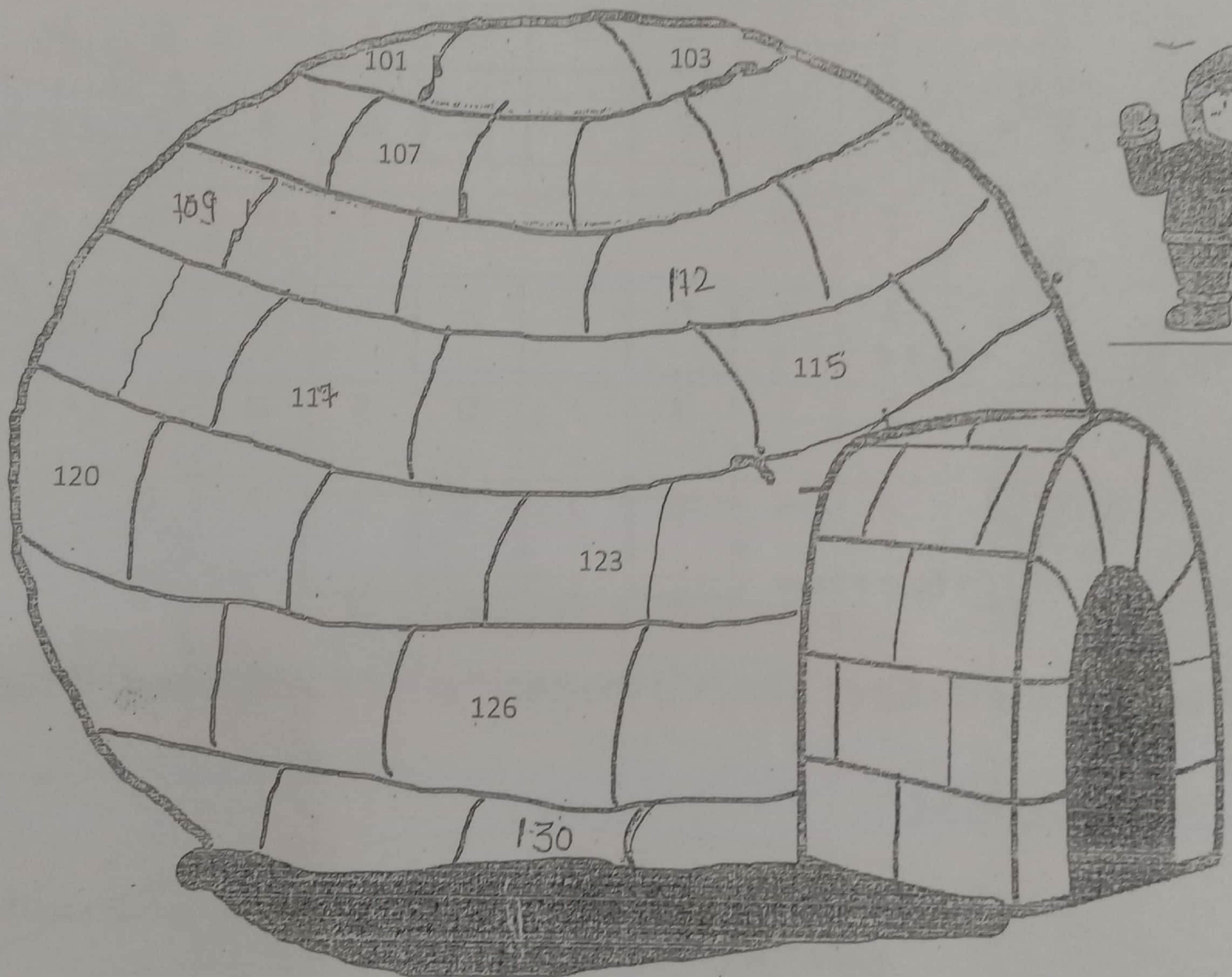


❖ Look at the pictures Tick(✓) the healthy food and cross(X) the unhealthy food.





❖ Hello friends ! Help me to fill the numbers in the ice blocks on this igloo.





\* Forward counting is counting by adding one more, every time.

Finish the hopscotch game by filling in the missing numbers between 102 to 150.



	115		133	
		117		135
		119		
				138
103		121		140
	105			
106		124		142
	108		126	
		128		146
	111			
		130		148
	114			150



\* Unscramble the letters in column A to form number names and match them with numbers in column B.

A

B

(i) ent

17

(ii) eltvue

8

(iii) entsvenee

14

(iv) tytenw

19

(v) ietnennen

20

(vi) gtieh

10

(vii) utreofne

12

(viii) enele v

13

(ix) eirhtetn



0

(x) orze

11

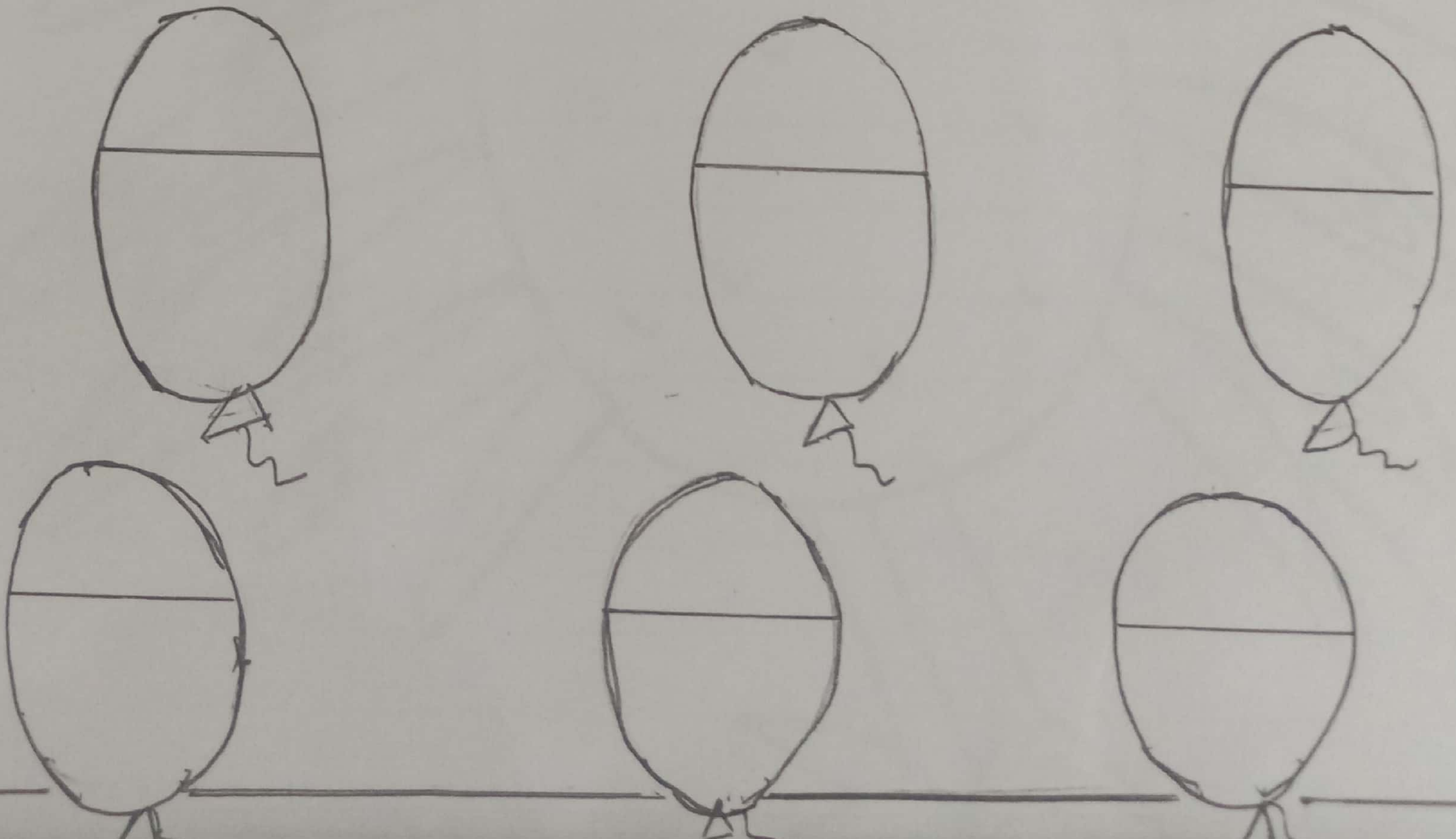



colour the peacock  
and decorate its  
feathers by using small  
pieces of eorbruds






प्र०: चित्रित गुब्बारों में रंगों के नाम लिखे हैं, उन्हें छूटकर नीचे बने गुब्बारों में लिखो और उनमें रंग भरो।






Colour the tree and decorate the owl  
with pencil shavings.





\* Count the circles in the given pictures.

write them in the space given below and colour them.






## Explore Nature

Let's explore nature by accompanying our grandparents/ parents to a morning/ evening walk and observe various animals, birds and plants.

- On the walk, collect dry leaves of varied shapes and be creative with them.
- Listen to the various sounds and chirping of birds and try to recognize them.
- "Memories are treasures". Click pictures while enjoying nature & paste it in your sketch book.



## Family Bonding Time

Spend quality time with your family and help them to:

- Lay the table
- Assist in kitchen
- Learn 2 new indoor games
- Use 3 magical words –  
Thank You, Please, Sorry.



## Visit to a village

Let's visit a village nearby and know about the roots of our countryside:

- Find out the crops that are grown.
- Sources of water used for cultivation.
- Click a picture of your visit & paste it in your sketch book.

