



Sharda International School

Winter Holidays Homework

**Class- L.K.G
(2025-2026)**



Dear Parents and Little Learners,

The holidays are here! It's a special time to relax, have fun, learn joyfully and do revision. Fill your holidays homework notebook (Three in one), given assignments beautifully and revise your work. Read storybooks, colour pictures and enjoy time with your family.

Wishing you a happy, safe and warm winter vacation.

Happy Holidays!

English:

- Write capital cursive alphabet 'A to Z' (2 times) and draw a picture for each alphabet related to its phonic sound.
- Write small cursive alphabet 'a to z' (2 times) and draw a picture for each alphabet related to its phonic sound.

Hindi:

- स्वर 'अ से अं' लिखिए और हर स्वर का एक चित्र बनाइए।
(2 times)
- व्यंजन 'क से ज्ञ' लिखिए और प्रत्येक व्यंजन से संबंधित एक चित्र बनाइए। (2 times)

Maths:

- Forward counting 101 to 300
- Backward counting 100 to 70 (2 times)

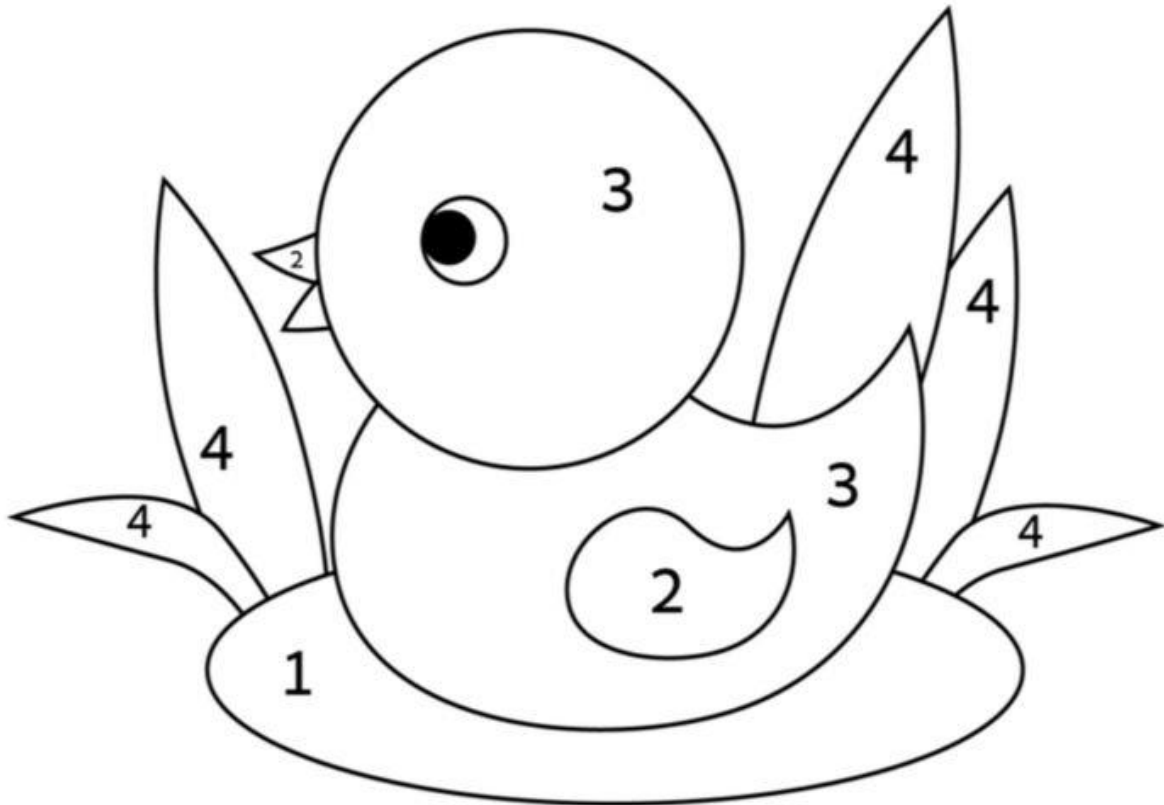
Activity:

- Make a Christmas tree using a tear and paste activity.
(on an A4 sheet)
- Make any craft using a paper plate.

Chart Work:

Roll no.	Topics
1 to 6	Number Names 1 to 10
7 to 12	Number Names 11 to 20
13 to 17	Vowels and Consonants

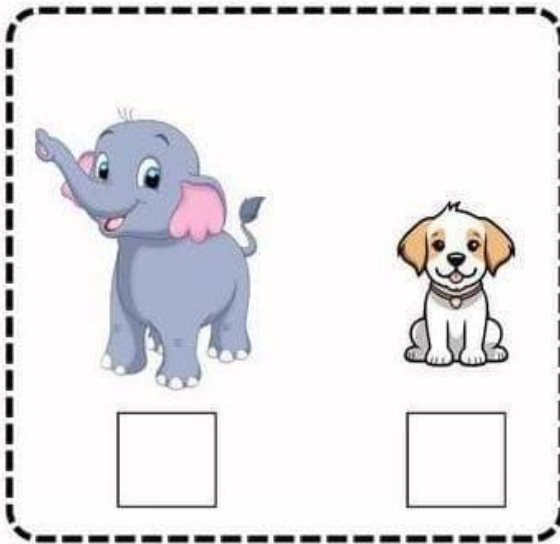
Color by numbers




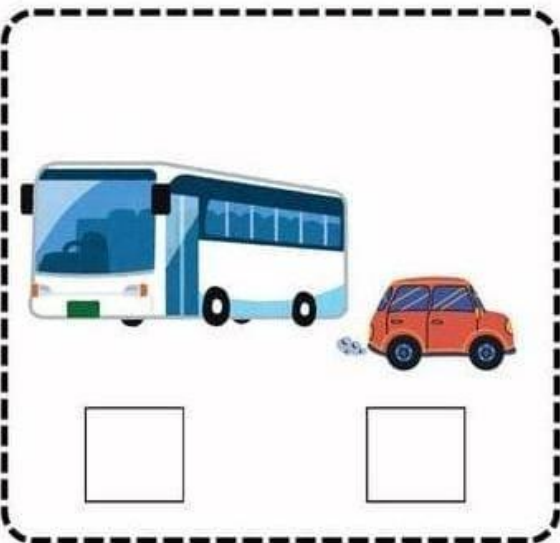
- | | | | | | |
|---|--------|---|---|--------|---|
| 1 | blue |  | 3 | yellow |  |
| 2 | orange |  | 4 | green |  |

SMALL OR BIG ?

Tick the big one.



Tick the small one.



Write the missing letters.



..... irl



..... un



..... at



..... en



..... og



..... ey



..... ak



..... ug



..... p



..... nkpot



Missing Vowels

Write the missing vowel sound for each of the pictures below.



D _ _ g



C _ _ p



R _ _ t



T _ _ b




B _ _ g



P _ _ n



H _ _ t



B _ _ t



S _ _ n




C _ _ w


रिक्त स्थान भरो



घ




ग




फ




ई




ज



प



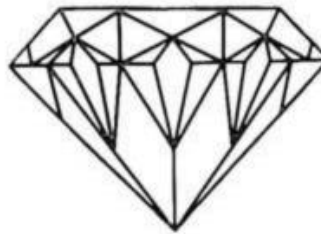
छ



न



ध



न

चित्र को देखकर नीचे शब्द लिखिए, सभी शब्द 3 अक्षर के हैं.



कमल



AFTER, BEFORE & BETWEEN

Fill the numbers after, before and between

AFTER

BEFORE

BETWEEN

11

13

16

18

13

15

15

17

17

14

18

20

15

12

14

16

12

18

17

19

19

17

12

14

18

16

11

13

16

19

16

18

14

20

13

15

Count the objects and write number and its number name

Objects	Number	Number Name
		
		
		
		
		
		
		
		
		
		